



HAL
open science

Measuring aerosol black carbon age with aethalometers

Luka Drinovec, A. Gregoric, Peter Zotter, R. Wolf, E.A. Bruns, André S.H. Prevot, Jean-Eudes Petit, Olivier Favez, Jean Sciare, I.J. Arnold, et al.

► To cite this version:

Luka Drinovec, A. Gregoric, Peter Zotter, R. Wolf, E.A. Bruns, et al.. Measuring aerosol black carbon age with aethalometers. Conference of Indian Aerosol Science and Technology Association "Aerosols and Climate Change: Insights and Challenges" (IASTA 2016), Dec 2016, Ahmedabad, India. ineris-01863123

HAL Id: ineris-01863123

<https://ineris.hal.science/ineris-01863123>

Submitted on 28 Aug 2018

HAL is a multi-disciplinary open access archive for the deposit and dissemination of scientific research documents, whether they are published or not. The documents may come from teaching and research institutions in France or abroad, or from public or private research centers.

L'archive ouverte pluridisciplinaire **HAL**, est destinée au dépôt et à la diffusion de documents scientifiques de niveau recherche, publiés ou non, émanant des établissements d'enseignement et de recherche français ou étrangers, des laboratoires publics ou privés.

MEASURING AEROSOL BLACK CARBON AGE WITH AETHALOMETERS

L. DRINOVEC^{1,2}, A. GREGORIČ³, P. ZOTTER⁴, R. WOLF⁴, E.A. BRUNS⁴, A.S.H. PRÉVÔT⁴, J.-E. PETIT^{5,6}, O. FAVEZ⁵, J. SCIARE^{6,7}, I. J. ARNOLD⁸, R. K. CHAKRABARTY⁸, H. MOOSMÜLLER⁸, A. FILEP⁹, GRIŠA MOČNIK^{1,2}

¹Research and Development Department, Aerosol d.o.o., Ljubljana, Slovenia

²Condensed Matter Physics Department, Jožef Stefan Institute, Ljubljana, Slovenia

³University of Nova Gorica, Nova Gorica, Slovenia

⁴Laboratory of Atmospheric Chemistry, Paul Scherrer Institute (PSI), Villigen PSI, Switzerland

⁵Institut National de l'Environnement Industriel et des Risques, Verneuil-en-Halatte, France

⁶Laboratoire des Sciences du Climat et de l'Environnement (CNRS-CEA-UVSQ), CEA Orme des Merisiers, Gif-sur-Yvette, France

⁷Energy Environment and Water Research Center, The Cyprus Institute, Nicosia, Cyprus

⁸Desert Research Institute, Nevada System of Higher Education, Reno, USA

⁹MTA-SZTE Research Group on Photoacoustic Spectroscopy, Department of Optics and Quantum Electronics, University of Szeged, Szeged, Hungary

Keywords: BLACK CARBON, AEROSOL AGEING, AEROSOL COATING, AETHALOMETER.

INTRODUCTION

Aerosol mixing state is a parameter influencing optical properties of absorbing particles that is hard to measure. It was proposed that the lensing effect where transparent shell covers the absorbing particle can significantly enhance optical absorption (Bond et al., 2006). Aerosol mixing state can be assessed using advanced mass spectrometers ATOFMS (Healy et al., 2012), and with SP2 for particles with diameters above about 100 nm (Subramanian et al., 2010).

Filter-based measurements of aerosol optical absorption are widely used to determine Black Carbon (BC) concentrations in real time. Measurements at multiple wavelengths permit the separation of contributions of BC from different combustion sources (Sandradewi 2008). However, filter-based methods are influenced by the non-linear response due to the »loading« effect, caused by the increasing sample deposit on the filter (Gundel 1984, Weingartner 2003, Arnott 2005, Virkkula 2007). The filter-loading effect is the reduction of the filter based photometer sensitivity due to filter loading. It was shown that filter-loading effect differs between locations and seasons with indication that the filter loading effect in Aethalometer relates to the particle coating (Virkkula et al., 2007; Drinovec et al., 2015). Using Aethalometer model AE33 (Magee Scientific) it is possible to measure filter loading parameter k with high time resolution (Drinovec et al., 2015). Influence of coating on the parameter k was investigated both during the ambient and laboratory campaigns.

METHODS

The dual-spot Aethalometer (Magee Scientific model AE33) provides a real-time determination of the filter loading effect. The compensation parameter k is determined in real time for each of the operational wavelengths, and is used in the same manner as has been developed for off-line post-processing. This provides a time resolved specific spectral fingerprint that may be interpreted in terms of aerosol composition. Optical and chemical properties of aerosols were measured with high time resolution during summer and winter EMEP campaigns in Paris (France) and Payerne (Switzerland). An Aerosol

Chemical Speciation Monitor (ACSM) and a High Resolution Time-of-Flight Aerosol Mass Spectrometer (AMS) were used to measure quantitative chemical composition for non-refractory aerosol particles.

RESULTS

During summer we observed complex temporal variation of k , where $k(880\text{ nm})=k_6$ changed from approximately 0.006 for fresh aerosols to near zero for aged aerosols as shown using Potential Source Contribution Function method for back trajectory analysis. We have combined the Aethalometer and ACSM/AMS measurements, and normalized the sum of inorganic secondary and organic aerosol mass to BC to obtain the coating factor. Values of this coating factor are expected to be high for air parcels containing aged aerosols. The ratio correlates well with the loading compensation parameter k measured by the Aethalometer at 880 nm (Figure 1). This indicates that the compensation parameter k may be used for discrimination between local (fresh) and regional (aged) air pollution aerosols.

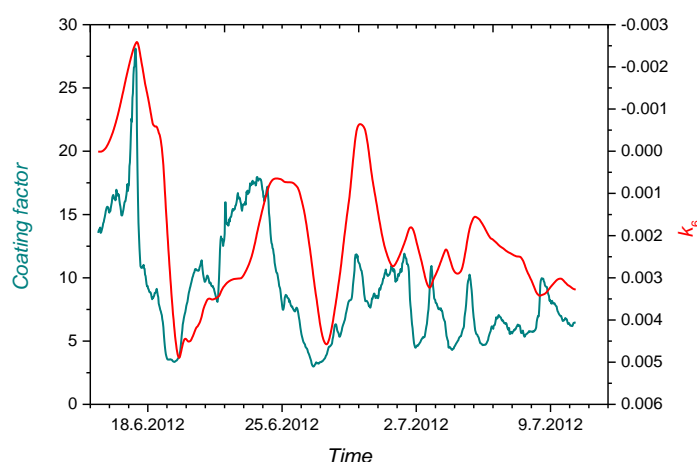


Figure 1: Coating factor and filter loading parameter $k=k_6$ time series during the Paris summer campaign. Note the inverted scale for k .

To investigate the influence of coating on parameter k , a drier and thermo-denuder were used to remove the coating of ambient aerosols during the campaign conducted in Ljubljana, Slovenia. Size distributions measured by SMPS and SEM images (Figure 2) have been used to determine the mixing state of the aerosols during the ambient campaign. Placing a drier and/or a thermo-denuder in the sample stream both caused the increase of parameter k at 880 nm (Figure 3), which is indicative for fresh uncoated aerosols. The effect of aerosol drying implies presence of hygroscopic coating material.




Figure 1: SEM images of ambient (left) and thermo-denuded (right) impactor samples (size range 170 – 260 nm) taken during the Ljubljana campaign. Red and yellow arrows mark soot agglomerates and secondary ammonium sulfate residue, respectively.

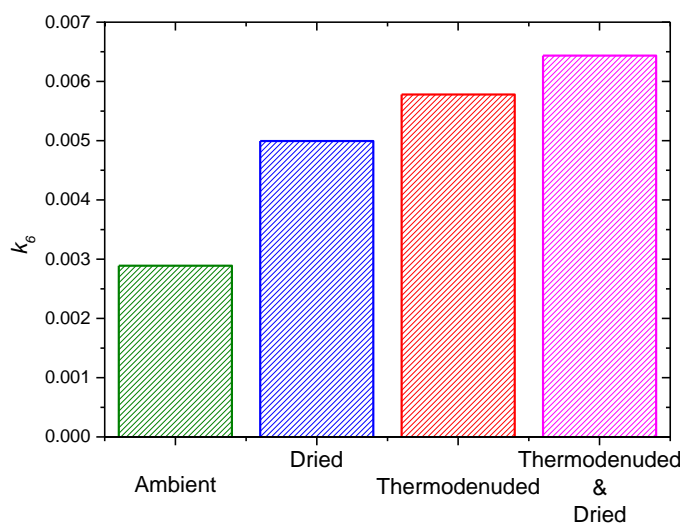


Figure 2. Influence of dried and/or thermo-denuded ambient aerosols on the filter loading parameter k_6 , campaign averages.

CONCLUSIONS

High time resolution measurements of the filter loading parameter in Aethalometer show daily and seasonal variations of the effect. The loading parameter values for fresh combustion products seems to be influenced by the size of the combustion products particles with an approximately 15% increase in the infrared wavelength region with for an aerosol mobility diameter increase of about 4 times. On the other hand, we observed a reduction of the filter loading effect correlated with the availability of the coating material. High coating factor coincides with low value of loading parameter and vice versa. These results show that during summer the coating material causes reduction of filter loading effect. Using a thermos-denuder to remove the coating, we show that the filter loading effect of ambient aerosols is increased, as the coating is reduced or removed. The coating composed of ammonium sulphate and secondary organics seems to be responsible for the variation of the loading effect. The potential source contribution function analysis shows that high values of the filter loading parameter in the infrared are indicative of local pollution, whereas low values of the filter loading parameter result from ageing and coating during long range transport. Results show that the filter loading parameter can be used as a proxy for determination of the particle mixing state, thus allowing to differentiate between local/fresh and transported/aged particles. Filter loading parameter is thus not only important for compensation of the Aethalometer absorption data but also provides additional information on the physical properties of aerosols.

ACKNOWLEDGEMENTS AND DECLARATIONS

The work described herein was supported by: EUROSTARS grant E!4825 FC Aeth, JR-KROP grant 3211-11-000519, JR-RK grant 3330-14-509063, ACTRIS EU-FP7 grant n°262254, 'PREQUALIF' project (ADEME contract n°1132C0020), DIM R2DS (AAP 2010), 'PARTICUL'AIR' project, and institutions CNRS, CEA and FEON, the National Science Foundation under Cooperative Support Agreement No. EPS-0814372, NASA EPSCoR under Cooperative Agreement No. NNX14AN24A, NASA ROSES under Grant No. NNX15AI48G, National Science Foundation (NSF) under Grant No. AGS-1544425. We thank the Slovenian Environmental Agency and AMES d.o.o. for the use of their measurement sites. L. Drinovec and G. Močnik are employed by the company Aerosol d.o.o., which

develops and manufactures aerosol instrumentation including the Aethalometer AE33 and the drier used in the campaigns. H. Moosmüller is a co-inventor of the photoacoustic instruments (PASS and PAX) manufactured by Droplet Measurement Technologies and receives licensing fees from their sale.

REFERENCES

- Arnott, W. P., Hamasha, K., Moosmüller, H., Sheridan, P. J., and Ogren, J. A. (2005). Towards aerosol light-absorption measurements with a 7-wavelength Aethalometer: evaluation with a photoacoustic instrument and 3-wavelength nephelometer, *Aerosol Sci. Technol.*, **39**, 17-29, doi:10.1080/027868290901972, 2005.
- Bond, T. C., Habib, G., Bergstrom, R. W. (2006). Limitations in the enhancement of visible light absorption due to mixing state, *J. Geophys. Res.*, **111**, D20211, doi:10.1029/2006JD007315.
- Drinovec, L., Močnik, G., Zotter, P., Prévôt, A. S. H., Ruckstuhl, C., Coz, E., Rupakheti, M., Sciare, J., Müller, T., Wiedensohler, A., and Hansen, A. D. A. (2015). The "dual-spot" Aethalometer: an improved measurement of aerosol black carbon with real-time loading compensation, *Atmos. Meas. Tech.*, **8**, 1965-1979, doi:10.5194/amt-8-1965-2015.
- Gundel, L. A., Dod, R. L., Rosen, H., and Novakov, T. (1984). The relationship between optical attenuation and black carbon concentration for ambient and source particles, *Sci. Total Environ.*, **36**, 197–202, doi:10.1016/0048-9697(84)90266-3.
- Healy, R. M., Sciare, J., Poulain, L., Crippa, M., Wiedensohler, A., Prévôt, A. S. H., Baltensperger, U., Sarda-Estève, R., McGuire, M. L., Jeong, C.-H., McGillicuddy, E., O'Connor, I. P., Sodeau, J. R., Evans, G. J., and Wenger, J. C. (2013): Quantitative determination of carbonaceous particle mixing state in Paris using single-particle mass spectrometer and aerosol mass spectrometer measurements, *Atmos. Chem. Phys.*, **13**, 9479-9496, doi:10.5194/acp-13-9479-2013.
- Sandradewi, J., Prévôt, A. S. H., Szidat, S., Perron, N., Alfarra, M. R., Lanz, V. A., Weingartner, E., and Baltensperger, U. (2008). Using aerosol light absorption measurements for the quantitative determination of wood burning and traffic emission contributions to particulate matter, *Environ. Sci. Technol.*, **42**, 3316–3323, doi:10.1021/es702253ms.
- Subramanian, R., Kok, G. L., Baumgardner, D., Clarke, A., Shinozuka, Y., Campos, T. L., Heizer, C. G., Stephens, B. B., de Foy, B., Voss, P. B., and Zaveri, R. A. (2010). Black carbon over Mexico: the effect of atmospheric transport on mixing state, mass absorption cross-section, and BC/CO ratios, *Atmos. Chem. Phys.*, **10**, 219-237, doi:10.5194/acp-10-219-2010.
- Virkkula, A., Mäkelä, T., Hillamo, R., Yli-Tuomi, T., Hirsikko, A., Hämeri, K., and Koponen, I. K. (2007). A simple procedure for correcting loading effects of aethalometer data, *J. Air Waste Manage. Assoc.*, **57**, 1214–1222, doi:10.3155/1047-3289.57.10.1214.
- Weingartner, E., Saathoff, H., Schnaiter, M., Streit, N., Bitnar, B., and Baltensperger, U. (2003). Absorption of light by soot particles: determination of the absorption coefficient by means of aethalometers, *J. Aerosol Sci.*, **34**, 1445–1463, doi:10.1016/S0021-8502(03)00359-8.