



HAL
open science

Long distance propagation of shock waves in the open atmosphere

Christophe Proust, Laure Heudier, K. Vilalta

► **To cite this version:**

Christophe Proust, Laure Heudier, K. Vilalta. Long distance propagation of shock waves in the open atmosphere. 25. International Colloquium on the Dynamics of Explosions and Reactive Systems (ICDERS), Aug 2015, Leeds, United Kingdom. ineris-01855088

HAL Id: ineris-01855088

<https://ineris.hal.science/ineris-01855088>

Submitted on 4 Sep 2018

HAL is a multi-disciplinary open access archive for the deposit and dissemination of scientific research documents, whether they are published or not. The documents may come from teaching and research institutions in France or abroad, or from public or private research centers.

L'archive ouverte pluridisciplinaire **HAL**, est destinée au dépôt et à la diffusion de documents scientifiques de niveau recherche, publiés ou non, émanant des établissements d'enseignement et de recherche français ou étrangers, des laboratoires publics ou privés.

Long distance propagation of shock waves in the open atmosphere

C. Proust, L. Heudier, INERIS, Verneuil-en-Halatte, France
K. Vilalta, Nobelclad Europe, Rivesaltes, France

1 Context and Objectives

Despite significant progresses in the understanding of the formation and propagation of pressure waves in the open atmosphere in the past decades, experience from past accidents (AZF, Toulouse, 2001, Billy-Berclau, 2003 and even Buncefied 2005) reveals that overpressure levels may be greatly ill estimated. This is obviously a concern when the protection of citizens is concerned.

There are some indications that both the topography and weather conditions may play a significant role but this remains rather qualitative and there is a need to clarify such points. In this paper, the results of a preliminary experimental campaign are presented in which up to 500 kg eq TNT was detonated in the open atmosphere and the pressure field measured up to 10 kms.

2 Existing knowledge

Most traditional models for the propagation of shock waves in the open atmosphere assume an isotropic and homogeneous atmosphere ([1],[2]) but their results may diverge significantly especially when the overpressure is small (Figure 1). When analyzing the damages following an industrial ([3, 4]), it appears that the evolution of the pressure field at large distances seem to be different from the traditional $1/x$ decay with the distance. In fact (Figure 2), the decrease of the overpressure seems much less especially in the range 0-50 mbar. In practice from one method to the other a ratio of 2 at least are possible especially in the low pressure range (below 100 mbar).

Several reasons may explain these discrepancies. The vertical gradient of the wind may serve as a “wave guide” which may explain the different-from-isotropic propagation of the shock wave [5]. Second, density gradients may also play a role by diffracting the waves by this point does not seem to have been deserved a great attention (Figure 3 from [6]). The topography and the nature of the ground is potentially also of some importance for instance by modifying the frequency spectrum of the wave (low frequency waves are less absorbed by the atmosphere).

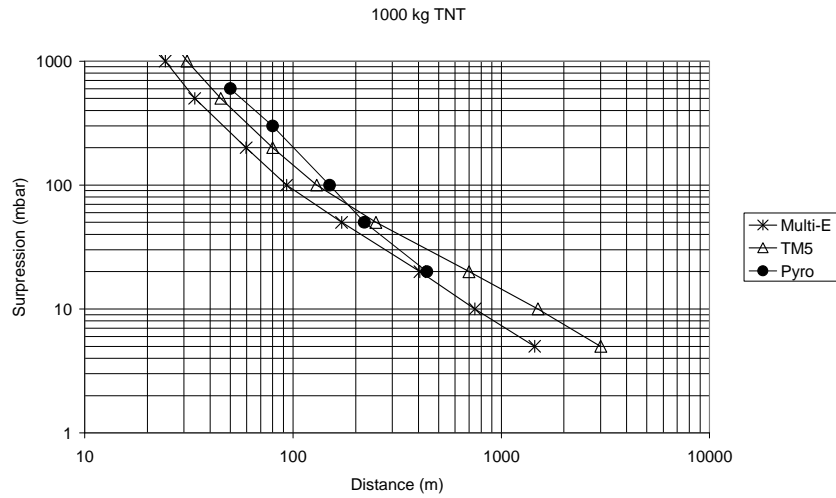


Figure 1 : different models for the spherical propagation of a shock wave produced by detonating 1000 kg TNT. (numeric : Multi-energy method ; experimental : TM5-1300, French regulation).

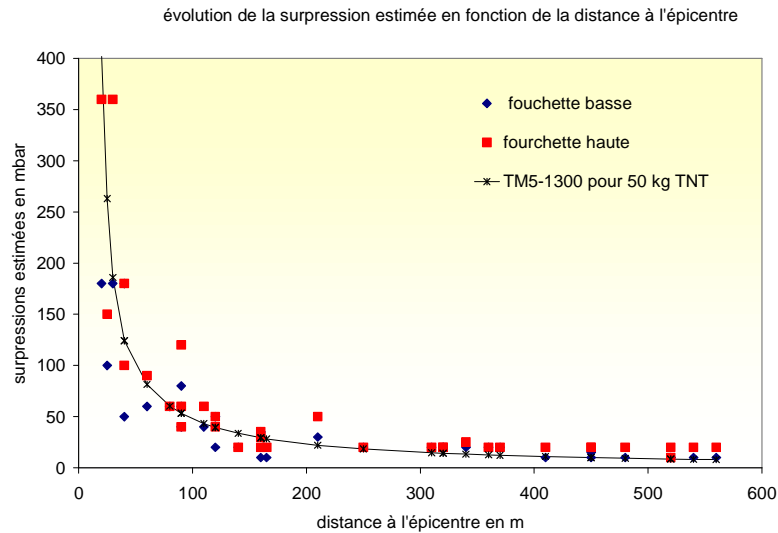


Figure 2 : upper (squares) and lower (diamonds) bounds of the pressure levels (from the damages) as function of the distance after the Billy-Berclau explosion (50 kg of explosive)

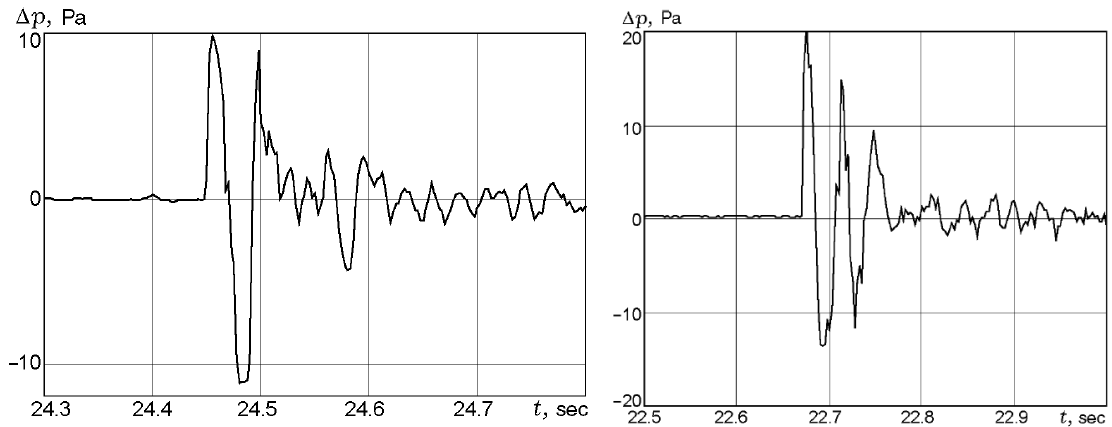


Figure 3 : 1 ton TNT fired in a « stable » atmosphere stable (right) and in the presence of an « inversion layer» (left : nearly no wind). From [6]

3 Experimental site and instrumentation

The experimental site is belonging to Nobelclad Europe and is located in the south of France, near Perpignan. This site is a “pyrotechnical” zone devoted to the everyday activity of the company specialized in the welding of thick metal plates using the heat and pressure of a detonating material (Figure 4). The explosive is a powdered ANFO layered in typical thicknesses of 90 mm. Up to 1000 kg can be detonated corresponding to an energy of about 500 kg TNT [7].

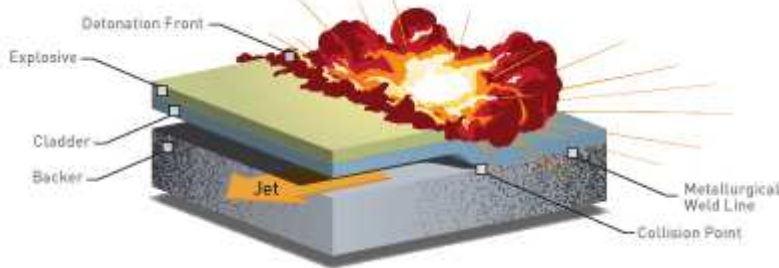


Figure 4: explosive cladding of two metal plates

A view of the experimental site is shown on figure 5. The explosion area is located on a flattened platform at the bottom of a sort of basin 50 m long, 20 m wide. The surrounding hills culminate about 60 m above the platform. A sort of corridor is leaving the platform eastwards and is more or less at the same altitude than the platform.




Figure 5 : experimental site

Two traditional pressure sensors (named K1 and K2) were used in the nearfield (Kistler 4043A) and installed so as to measure the incident pressure : the first at about 30 m from the detonation point and the second about 300 m away.

In the far field, 4 microphones (PCB 377B02 3-20000 Hz ± 400 Pa) associated to small oscilloscopes and computers were installed up to 10 kms from the explosion platform (at Omya 1400 m, Vingrau 3800 m, Montpins 4200 m and Nobelclad estates 9400 m) along 2 perpendicular directions.

The wind direction, intensity, air humidity and temperature are continuously measured.

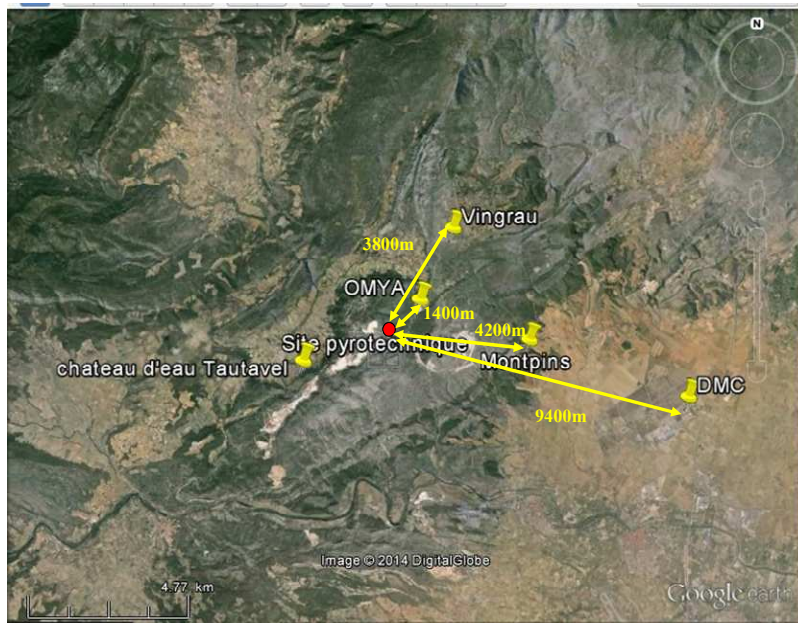
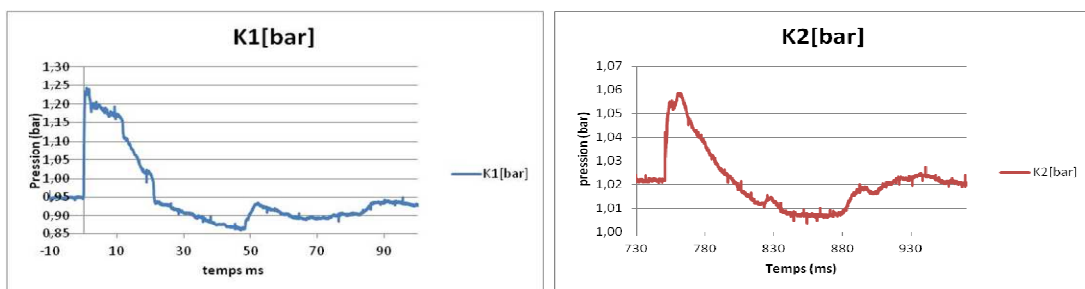


Figure 6 : Far field instrumentation

4 Results

A typical example is presented below corresponding to the detonation of 333 kg of TNT layered over 3 plates (thickness of the ANFO layer=95 mm, test n°00052).

By comparing both the shape of the pressure traces and the characteristic parameters to the theoretical estimations (in figure 7 from []), it is clear that the actual shocks waves are significantly different. The overpressure about 30 m (K1) from the detonation initiation is lower than the theory but the duration and impulse are in line. This suggests that most of the initial energy of the ANFO charge is transferred to the wave. The shape of the wave is not “triangular” suggesting the wave is not totally formed or was modified by the local topography. At larger distance (K2@300 m), the overpressure and impulse are greater than predicted but this may result from the channeling effect of the “corridor”.



Sensor	Distance (m)	Measurements			Predictions [5]		
		Overpressure (bar)	Positive duration (ms)	Impulse (Pa.s)	Overpressure (bar)	Positive duration (ms)	Impulse (Pa.s)
K1	30	0.3	22	350	0.5	24	300
K2	300	0.035	50	100	0.02	50	30

Figure 7 : overpressures measured in the near field (330 kg TNT, test n° 00052)

Very far from the explosion platform (figure 8), the shape of the waves is not any more a shock. The initial shock wave has lost the high frequency portions (max frequency at 1400 m is about 100 Hz), presumably absorbed by the air humidity [9]. Note that the rarefaction wave following the initial shock and the subsequent “vibrations”/echoes do not attenuate as rapidly. There is apparently a significant directional effect (compare 3800 and 4200 m) although there was nearly no wind during the test. Lastly, the maximum overpressure seems to be much below the acoustic approximation [8].

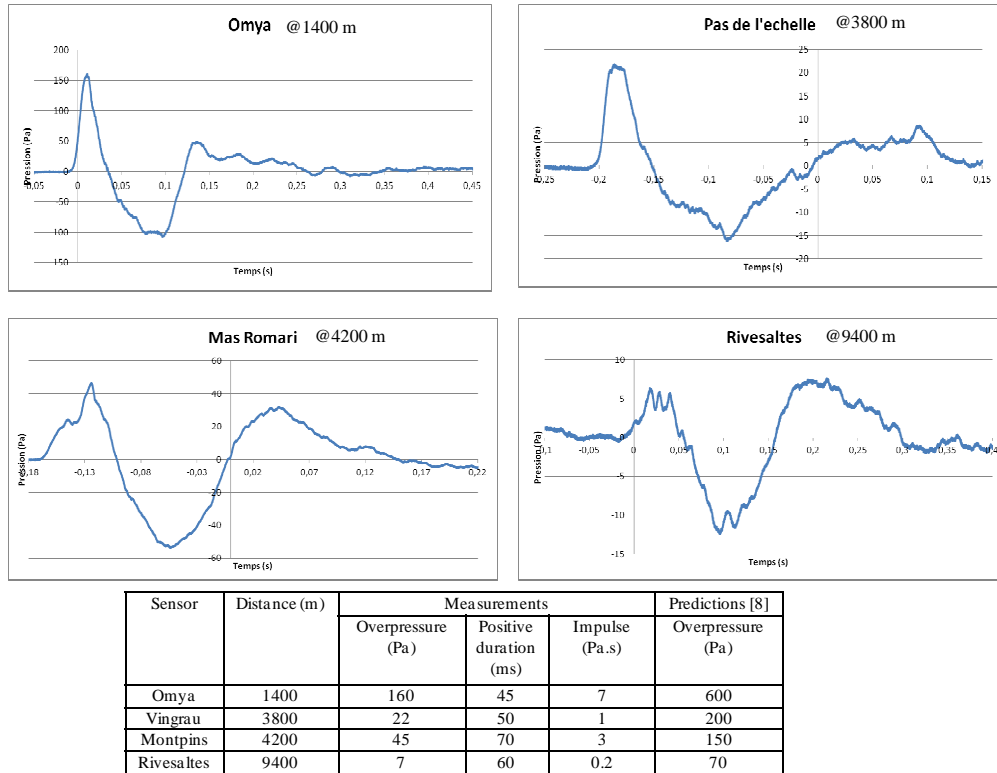


Figure 8 : overpressures measured in the far field (330 kg TNT; test n° 00052)

Some evolutions of the overpressures as function of the explosive charge are presented on figures 9 (near field) and 10 (far field). A considerable scattering of the results is seen which is greater, the larger the distance. From the available data, correlating the far field overpressure measurements to the global weather parameters does not provide any clear relationship.

4 Conclusions

In this work, an effort is made to clarify the environmental parameters on the propagation of pressure waves at larges distances (kms). Experiments are currently being performed on a pyrotechnical site detonating hundreds of kgs of ANFO. Preliminary results are presented but more data will be issued shortly.

Present information reveals a very large scattering of the data and that the theoretical models are not in line with the measurements.

This work is supported by the (French) National Agency for Research (ANR), ASTRID program. The project name is PROLONGE. The partners are INERIS, CEA-DAM and Nobelclad Europe

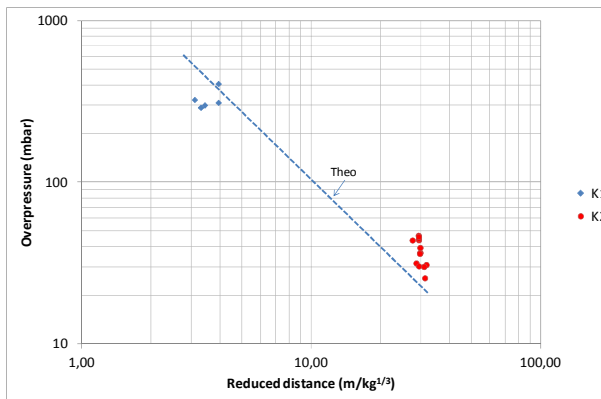


Figure 9 : nearfield overpressures as function of the reduced distance

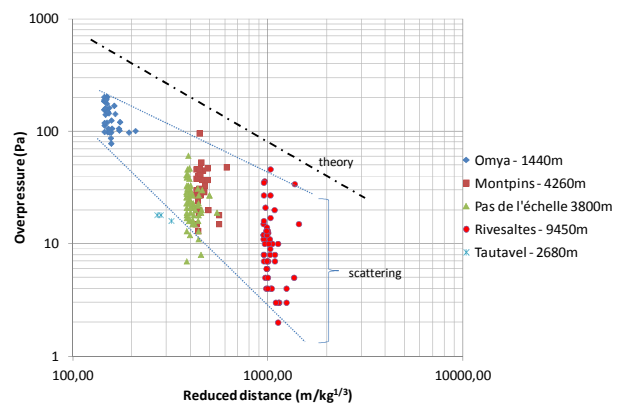


Figure 10 : farfield overpressures as function of the reduced distance

References

- [1] TM 5-1300 (1990), Structures to resist the effects of accidental explosions, Departments of the Army, the Navy, and the Air Force, TM 5-1300, NAVFAC, P-397, AFR 88-22, Washington, DC, Novembre 1990.
- [2] Van den Berg A.C. (1984), The Multi-Energy Method - a framework for vapour cloud explosion blast prediction, TNO Prins Maurits Laboratory, report PML 1984-C72.
- [3] Branka R., Dechy N., Le Coze J.-Ch., Lim S. (2003), Intervention de L'INERIS après le sinistre survenu le 27 mars 2003 sur le site de BILLY-BERCLAU de la Société NITROCHIMIE, www.ineris.fr
- [4] Mouilleau Y., Dechy N. (2002), Initial analysis of the damage observed in Toulouse after the accident that occurred on 21st of September on the AZF site of the Grande Paroisse company, ESMG symposium, Nürnberg, oct 2002, Allemagne
- [5] Baker W.E. (1973), Explosions in air, ISBN 0-292-7200-3
- [6] Rybnov Y.S., Kudryavstev V.I., Evmenov V.F. (2004), Experimental studies of the effect of the ground atmospheric layer and the underlying surface on the amplitude of weak blast waves from ground chemical explosions, Comb. Expl. And Shock Waves, vol. 40, pp. 699-701
- [7] Nobili A. (2000), "The Explosion Bonding Process", NOBELCLAD TECHNICAL BULLETIN NT 200, Nobelclad, Rivesaltes, France, www.dynamicmaterials.com
- [8] Koper K.D., Wallace T.C., Reinke R.E., Leverette (2002), Empirical scaling laws for truck bomb explosions based on seismic and acoustic data, Seismological society of America, vol. 92, pp. 527-542
- [9] Kinsler L.E, Frey A.R., Coppens A.B., Sanders J.V. (2000), Fundamentals of Acoustics, 4th Edition, ISBN: 978-0-471-84789-2